

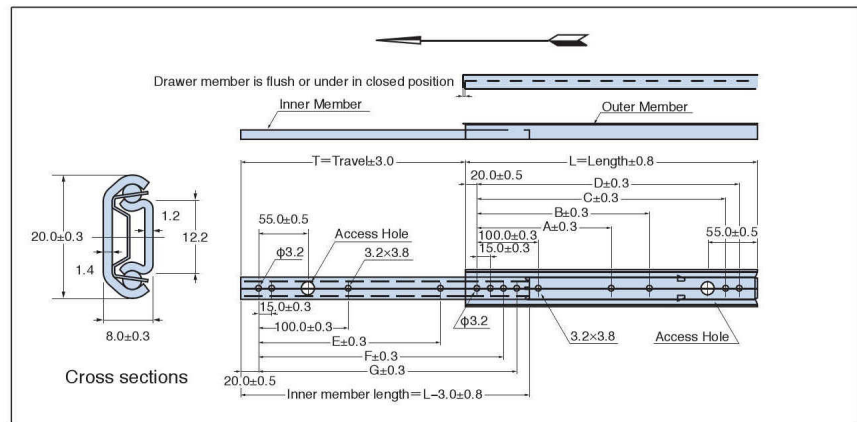
1700 Series

RoHS Compliant

- 2 Member
- 3/4 travel

Specification

- Material / SPCC
- Finish / Electro zinc plate with clear
- Slide space / 8.0mm, Height / 20.0mm
- Load rating / 33lbs. (15kg)
- Mounting hole / $\phi 3.2$, 3.2 \times 3.8
- Common in L / R



PART No.	Length L	Travel T	1700 Series Mounting holes (mm)							Slide weight (kg/pc)	Number in a box	Load rating lbs. (kg)/pair
			A	B	C	D	E	F	G			
1700-200	200	134	-	-	145	160	-	145	160	0.10	72	33(15)
1700-250	250	184	-	-	195	210	150	195	210	0.13	72	33(15)
1700-300	300	224	-	160	245	260	190	245	260	0.15	72	33(15)
1700-350	350	254	-	210	295	310	225	295	310	0.18	72	33(15)
1700-400	400	294	-	260	345	360	265	345	360	0.20	72	33(15)
1700-450	450	334	205	310	395	410	300	395	410	0.23	72	33(15)
1700-500	500	384	230	360	445	460	337	445	460	0.25	72	33(15)

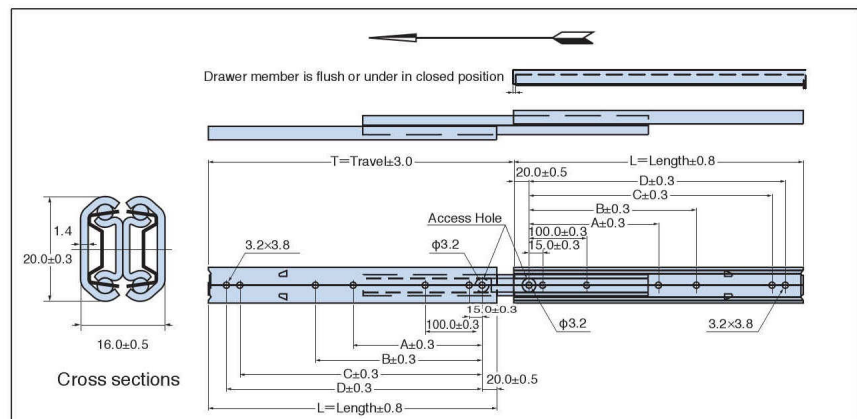
1800 Series

RoHS Compliant

- 3 Member
- 29mm, 19mm Over travel

Specification

- Material / SPCC
- Finish / Electro zinc plate with clear
- Slide space / 16.0mm, Height / 20.0mm
- Load rating / 33lbs. (15kg)
- Mounting hole / $\phi 3.2$, 3.2 \times 3.8
- Common in L / R



PART No.	Length L	Travel T	1800 Series Mounting holes (mm)							Slide weight (kg/pc)	Number in a box	Load rating lbs. (kg)/pair
			A	B	C	D						
1800-200	200	229	-	-	145	160	-	-	-	0.20	36	33(15)
1800-250	250	269	-	-	195	210	-	-	-	0.26	36	33(15)
1800-300	300	329	-	160	245	260	-	-	-	0.32	36	33(15)
1800-350	350	369	-	210	295	310	-	-	-	0.37	36	33(15)
1800-400	400	429	-	260	345	360	-	-	-	0.42	36	33(15)
1800-450	450	469	205	310	395	410	-	-	-	0.47	36	33(15)
1800-500	500	529	230	360	445	460	-	-	-	0.52	36	33(15)

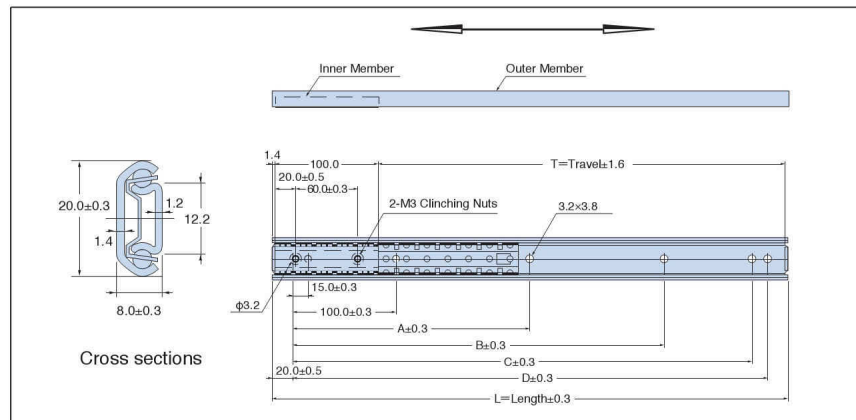
1790 Series

RoHS Compliant

- 2 Member
- Linear Motion

Specification

- Material / SPCC
- Finish / Electro zinc plate with clear
- Slide space / 8.0mm, Height / 20.0mm
- Mounting hole / $\phi 3.2$, 3.2×3.8
- Common in L / R



PART No.	Length L	Travel T	1790 Series Mounting holes (mm)							Slide weight (kg/pc)	Number in a box
			A	B	C	D					
1790-200	200	97	-	-	145	160	-	-	-	0.09	72
1790-250	250	147	-	-	195	210	-	-	-	0.11	72
1790-300	300	197	-	160	245	260	-	-	-	0.13	72
1790-350	350	247	-	210	295	310	-	-	-	0.15	72
1790-400	400	297	-	260	345	360	-	-	-	0.17	72
1790-450	450	347	205	310	395	410	-	-	-	0.19	72
1790-500	500	397	230	360	445	460	-	-	-	0.20	72

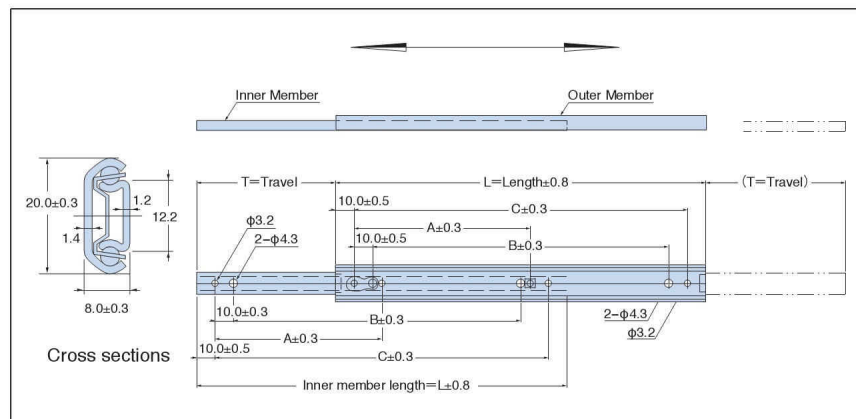
1795 Series

RoHS Compliant

- 2 Member
- Front / Rear Travel

Specification

- Material / SPCC
- Finish / Electro zinc plate with clear
- Slide space / 8.0mm, Height / 20.0mm
- Load rating / 33lbs. (15kg)
- Mounting hole / $\phi 3.2$, $\phi 4.3$
- Common in L / R



PART No.	Length L	Travel T	1795 Series Mounting holes (mm)							Slide weight (kg/pc)	Number in a box	Load rating lbs. (kg)/pair
			A	B	C							
1795-070	70	15	-	30	50	-	-	-	-	0.04	216	33(15)
1795-100	100	25	-	60	80	-	-	-	-	0.05	216	33(15)
1795-150	150	45	-	110	130	-	-	-	-	0.08	144	33(15)
1795-200	200	75	90	160	180	-	-	-	-	0.11	72	33(15)

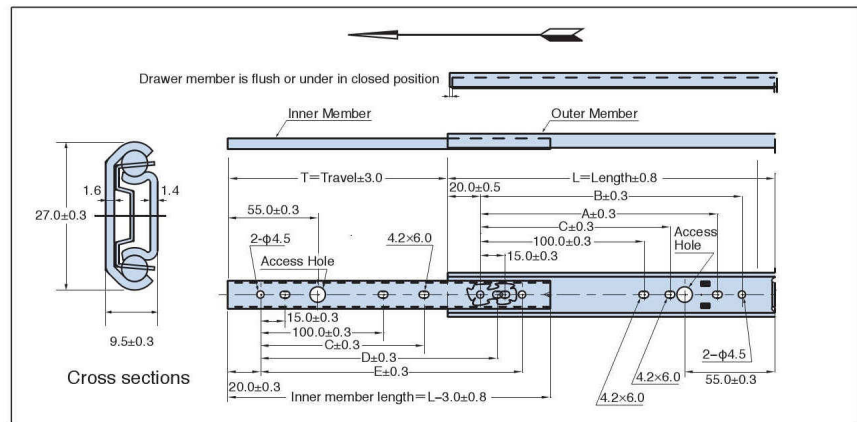
2300 Series

RoHS Compliant

- 2 Member
- 3/4 travel

Specification

- Material / SPCC
- Finish / Electro zinc plate with clear
- Slide space / 9.5mm, Height / 27.0mm
- Load rating / 44~57lbs. (20~26kg)
- Mounting hole / $\phi 4.5$, 4.2x6.0
- Common in L / R



PART No.	Length L	Travel T	2300 Series Mounting holes (mm)							Slide weight (kg/pc)	Number in a box	Load rating lbs. (kg)/pair
			A	B	C	D	E					
IDS2300-200	200	134.4	145	160	-	145	160	-	-	0.16	60	53(24)
IDS2300-250	250	184.4	195	210	150	195	210	-	-	0.21	60	55(25)
IDS2300-300	300	221.7	245	260	190	245	260	-	-	0.24	60	57(26)
IDS2300-350	350	259.0	295	310	225	295	310	-	-	0.29	60	55(25)
IDS2300-400	400	296.3	345	360	265	345	360	-	-	0.33	60	53(24)
IDS2300-450	450	333.6	395	410	300	395	410	-	-	0.37	60	51(23)
IDS2300-500	500	370.9	445	460	337	445	460	-	-	0.41	60	44(20)

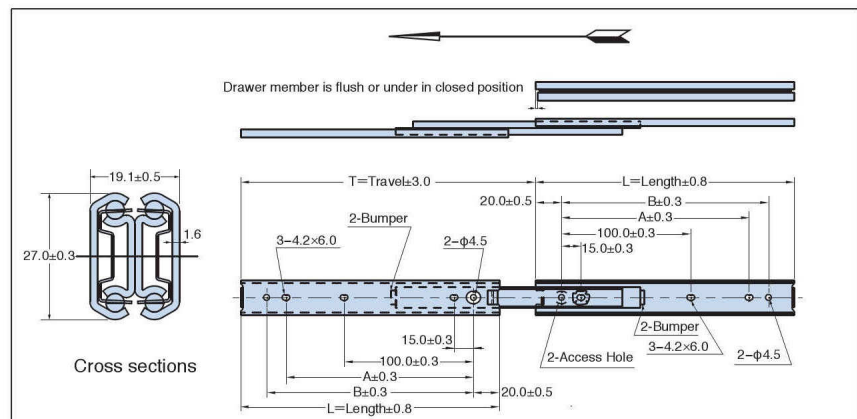
2400 Series

RoHS Compliant

- 3 Member
- Over travel
- Bumper

Specification

- Material / SPCC
- Finish / Electro zinc plate with clear
- Slide space / 19.1mm, Height / 27.0mm
- Load rating / 62~82lbs. (28~37kg)
- Mounting hole / $\phi 4.5$, 4.2x6.0
- Common in L / R



PART No.	Length L	Travel T	2400 Series Mounting holes (mm)							Slide weight (kg/pc)	Number in a box	Load rating lbs. (kg)/pair
			A	B								
IDS2400-200	200	228.7	145	160	-	-	-	-	0.33	30	77(35)	
IDS2400-250	250	276.7	195	210	-	-	-	-	0.42	30	79(36)	
IDS2400-300	300	326.7	245	260	-	-	-	-	0.50	30	82(37)	
IDS2400-350	350	375.7	295	310	-	-	-	-	0.59	30	79(36)	
IDS2400-400	400	425.7	345	360	-	-	-	-	0.68	30	75(34)	
IDS2400-450	450	474.1	395	410	-	-	-	-	0.76	30	68(31)	
IDS2400-500	500	523.1	445	460	-	-	-	-	0.85	30	62(28)	